



Wild Earth Travel

Small Ships, Big Adventures



wildearth-travel.com

info@wildearth-travel.com

REALM OF THE POLAR BEAR IN DEPTH - 11 DAYS CRUISE - FROM LONGYEARBYEN TO LONGYEARBYEN

Similar to our "Realm of the Polar Bear" tour, but with three additional days of exploring. Scour the ice and tundra in search of the elusive polar bear and encounter even more icebergs, glaciers, and unique wildlife than you ever thought possible on this 11-day expedition. Search for lounging seals, grazing reindeer, and colonies of birds under the midnight sun.

Wild Earth Travel

Small Ships, Big Adventures

0800 945 3327 (within New Zealand) | +64 (0) 3 365 1355 | **1800 107 715** (within Australia)

info@wildearth-travel.com | **wildearth-travel.com**



Days 2–10 Svalbard

Each day is planned to take advantage of local ice and weather conditions. Svalbard is one of the few places on the planet to offer such a plethora of natural and historical extravaganzas. Spend the next nine days exploring the remote polar regions. Visit ice-sculpted fjords with breathtaking mountain scenery, and glaciers crashing into the sea. Spend time exploring pack ice edges in search of polar bears hunting seals. At one or more of the stops, it's possible to encounter Svalbard's Arctic fox and the region's unique reindeer.

Our goal is to give travellers the best possible opportunity to see wildlife in and around the Svalbard archipelago. Early season voyages often provide the greatest opportunity to see large ice floes in the Arctic pack ice, which usually means excellent wildlife viewing. Later in the season, the group will cover more territory, which may allow the chance to explore the entire archipelago. This can lead into the less explored regions of Nordaustlandet and Kvitøya, or the continental edges where large whales are attracted by nutrient rich upwellings.

Day 11 Longyearbyen

On departure day, transfers to the Longyearbyen airport will be offered to all passengers with flights scheduled.

Please note:

Itineraries are subject to change.

ITINERARY

Day 1 Longyearbyen

Get a first glimpse of the midnight sun in Longyearbyen, Spitsbergen's capital. Transfer from the town to the Expedition for a late afternoon embarkation.

Please make sure you drop your checked luggage off at the meeting point between 9am - 12pm. A local representative will be in the luggage storage room. They can provide general information about the town or the embarkation process.

All passengers will be transferred to the ship as a group for embarkation at 4pm. Please ensure that for embarkation you have your passport accessible (not in your luggage which is being transferred separately to the ship).



Wild Earth Travel

Small Ships, Big Adventures

wildearth-travel.com

info@wildearth-travel.com

YOUR SHIP: EXPEDITION

YOUR SHIP:	Expedition
VESSEL TYPE:	Expedition
LENGTH:	105 metres
PASSENGER CAPACITY:	140
BUILT/REFURBISHED:	refurbished 2009

Not only will the G Expedition steer you closer to some of our planet's most amazing places, our professional and highly-skilled team of on-board experts offer keen insight, unique perspectives, and hands-on attention not found in a guidebook. Make your next tour a voyage you'll remember the rest of your life. Return home a different person than when you left.

Cabins

Private en suite bathrooms Bathrooms in all cabins feature washbasins, toilets and showers. (Category 5 cabins feature state-of-the-art full-body misting showers.)

Ocean views All cabins are outside-facing with ocean views that frame some of the most remarkable and remote landscapes on Earth, and every cabin has its own porthole or window.

Spacious living quarters All suites are 30m sq (320 sq ft) and all cabins are 15m sq (160 ft). All cabins come equipped with wardrobes, drawers, nightstands, and writing desks to make you feel as at-home as possible.

Daily cabin service Our friendly crew will make your beds, fluff your pillows and tidy up your cabin while you're out, ensuring you return to a warm, inviting room each night.

Amenities

The G Expedition has multiple large public areas to enjoy during sea crossings and in between land excursions. Amenities include: All cabins with private en suite and outside view - The Penguin Library - Medical clinic and english speaking doctor - The Gear Shop - Polar Bear Pub - The Lounge - Albatross Dining Room, serving international cuisine and large enough to accommodate all passengers in one sitting - Large aft deck with barbecue facilities - Forward deck viewing platforms - Fitness centre/sauna - Large fleet of Zodiacs with 4-stroke engines

Crew & Staff

Experts in everything from geology to marine biology and polar history, the members of our team are always eager to share their infectious passion for the plants, animals, and people you'll encounter. Add in professional hotel staff and a seasoned crew, and you'll be more than comfortable during your adventure on the water.

10:1 passenger-to-expert ratio More on-hand experts means deeper access and greater understanding of the planet's most amazing places. Our experts' lectures, Q&A; sessions, and personal reflection deliver a personalized and intimate perspective on these faraway shores.

Wild Earth Travel
Small Ships, Big Adventures

0800 945 3327 (within New Zealand) | +64 (0) 3 365 1355 | **1800 107 715** (within Australia)

info@wildearth-travel.com | wildearth-travel.com



Wild Earth Travel

Small Ships, Big Adventures



wildearth-travel.cominfo@wildearth-travel.com



way shores.

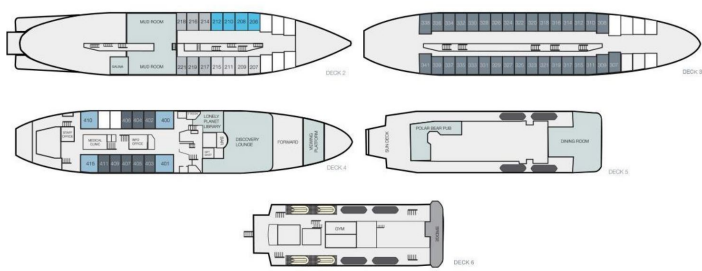


Wild Earth Travel
Small Ships, Big Adventures


wildearth-travel.com

info@wildearth-travel.com


INSIDE YOUR SHIP




Deluxe Twin




Lower Deck Twin




Main Deck Porthole Twin




Main Deck Triple




Main Deck Window Twin




Owners Suite Double



Suite Double



Superior Twin



Wild Earth Travel
Small Ships, Big Adventures

0800 945 3327 (within New Zealand) | +64 (0) 3 365 1355 | **1800 107 715** (within Australia)

info@wildearth-travel.com | **wildearth-travel.com**



Wild Earth Travel

Small Ships, Big Adventures

wildearth-travel.com

info@wildearth-travel.com

PRICING

26-Jun-2026 to 06-Jul-2026

Main Deck Triple	12199 USD pp
Lower Deck Twin	13999 USD pp
Main Deck Porthole Twin	14799 USD pp
Main Deck Window Twin	15499 USD pp
Superior Twin	16699 USD pp
Deluxe Twin	17599 USD pp
Suite Double	18499 USD pp
Owners Suite Double	18999 USD pp

Wild Earth Travel
Small Ships, Big Adventures

0800 945 3327 (within New Zealand) | +64 (0) 3 365 1355 | 1800 107 715 (within Australia)

info@wildearth-travel.com | wildearth-travel.com