

Wild Earth Travel

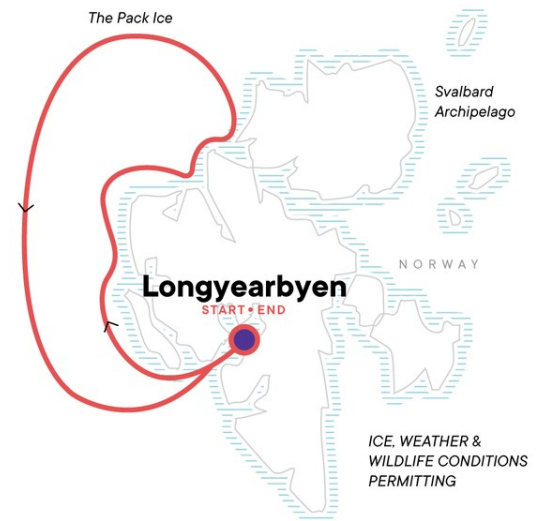
Small Ships, Big Adventures

wildearth-travel.com

info@wildearth-travel.com

REALM OF THE POLAR BEAR - 8 DAYS CRUISE - FROM LONGYEARBYEN TO LONGYEARBYEN

From close-up encounters with icebergs and glaciers to the region's plentiful wildlife, this is a voyage of non-stop highlights. Always on the lookout for wildlife that live in this polar wilderness, you'll explore this landscape not only by ship but also on foot and via Zodiac. Roaming polar bears, lounging seals, grazing reindeer, and colonies of birds all co-exist in this harsh land we dare only to explore a few months of the year.



ITINERARY

Day 1 Longyearbyen/Svalbard

Transfer from Longyearbyen to the Expedition for a late afternoon embarkation.

Please make sure you drop your checked luggage off at the meeting point between 9am - 12pm. A local representative will be in the luggage storage room. They can provide general information about the town or your embarkation process.

All passengers will be transferred to the ship as a group for embarkation at

Wild Earth Travel

Small Ships, Big Adventures

0800 945 3327 (within New Zealand) | +64 (0) 3 365 1355 | **1800 107 715** (within Australia)

info@wildearth-travel.com | wildearth-travel.com



4pm. Please ensure that for embarkation you have your passport accessible (not in your luggage which is being transferred separately to the ship).

Please note:

Days 2–7 Svalbard

Itineraries are subject to change.

This voyage is spent travelling in the world in which the polar bear survives. Our wildlife viewing opportunities are enhanced by exploring as many remote areas as possible. Spotting wildlife like the Arctic fox, Svalbard reindeer, and land or sea birds can be difficult, but well worth the effort. Ice and weather conditions permitting we can explore near sea ice, through fjords that lead to glaciers and icebergs, and discover bird nesting colonies, all from the platform of the ship. Alternatively, hop in a Zodiac to explore more closely, or be brought to land to visit historical sites and experience the tundra. We are always on the lookout for wildlife, ranging from endangered and rare polar species to sea mammals and birds. And, of course, we'll have our eyes peeled for polar bears - they can be found all throughout this region, but finding them can require patience and persistence. Come join us in the search!

Early-season voyages often provide the greatest opportunity to see large ice floes in the Arctic pack ice, which usually means excellent wildlife viewing. Later in the season, the group can cover more territory, which may allow the chance to explore more of the archipelago. This can lead into the less explored regions, or the continental edges where large whales are attracted by nutrient rich upwellings.

Each day will be planned to take advantage of local ice and weather conditions. Distances are relatively short in the Archipelago and as there are no ocean crossings, the seas are normally calm. During these six days visit ice covered seas, fjords with breathtaking mountain scenery and glaciers flowing into the sea.

Possibility to cruise in Zodiacs along the ice edge viewing seals or walrus, in fjords with glaciers spilling down to the sea or in front of spectacular seabird cliffs.

The evening of our last full day of adventure will find the expedition ship anchored off Longyearbyen.

Day 8 Svalbard/Longyearbyen

On the departure day, there will be transfers available to the Longyearbyen airport for all passengers with flights scheduled.



Wild Earth Travel

Small Ships, Big Adventures

wildearth-travel.com

info@wildearth-travel.com

YOUR SHIP: EXPEDITION

YOUR SHIP:	Expedition
VESSEL TYPE:	Expedition
LENGTH:	105 metres
PASSENGER CAPACITY:	140
BUILT/REFURBISHED:	refurbished 2009

Not only will the G Expedition steer you closer to some of our planet's most amazing places, our professional and highly-skilled team of on-board experts offer keen insight, unique perspectives, and hands-on attention not found in a guidebook. Make your next tour a voyage you'll remember the rest of your life. Return home a different person than when you left.

Cabins

Private en suite bathrooms Bathrooms in all cabins feature washbasins, toilets and showers. (Category 5 cabins feature state-of-the-art full-body misting showers.)

Ocean views All cabins are outside-facing with ocean views that frame some of the most remarkable and remote landscapes on Earth, and every cabin has its own porthole or window.

Spacious living quarters All suites are 30m sq (320 sq ft) and all cabins are 15m sq (160 ft). All cabins come equipped with wardrobes, drawers, nightstands, and writing desks to make you feel as at-home as possible.

Daily cabin service Our friendly crew will make your beds, fluff your pillows and tidy up your cabin while you're out, ensuring you return to a warm, inviting room each night.

Amenities

The G Expedition has multiple large public areas to enjoy during sea crossings and in between land excursions. Amenities include: All cabins with private en suite and outside view - The Penguin Library - Medical clinic and english speaking doctor - The Gear Shop - Polar Bear Pub - The Lounge - Albatross Dining Room, serving international cuisine and large enough to accommodate all passengers in one sitting - Large aft deck with barbecue facilities - Forward deck viewing platforms - Fitness centre/sauna - Large fleet of Zodiacs with 4-stroke engines

Crew & Staff

Experts in everything from geology to marine biology and polar history, the members of our team are always eager to share their infectious passion for the plants, animals, and people you'll encounter. Add in professional hotel staff and a seasoned crew, and you'll be more than comfortable during your adventure on the water.

10:1 passenger-to-expert ratio More on-hand experts means deeper access and greater understanding of the planet's most amazing places. Our experts' lectures, Q&A; sessions, and personal reflection deliver a personalized and intimate perspective on these faraway shores.

Wild Earth Travel
Small Ships, Big Adventures

0800 945 3327 (within New Zealand) | +64 (0) 3 365 1355 | **1800 107 715** (within Australia)

info@wildearth-travel.com | **wildearth-travel.com**



Wild Earth Travel
Small Ships, Big Adventures

wildearth-travel.com **info@wildearth-travel.com**



way shores.

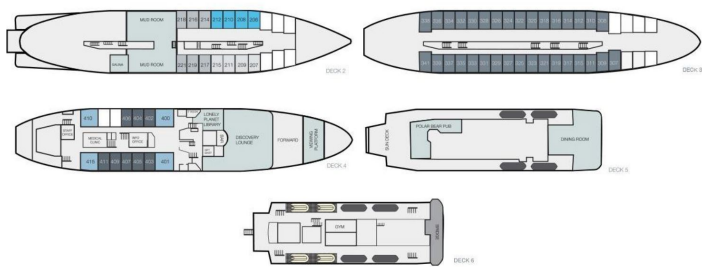


Wild Earth Travel
Small Ships, Big Adventures


wildearth-travel.com

info@wildearth-travel.com


INSIDE YOUR SHIP




Deluxe Twin




Lower Deck Twin




Main Deck Porthole Twin




Main Deck Triple




Main Deck Window Twin




Owners Suite Double



Suite Double



Superior Twin





Wild Earth Travel

Small Ships, Big Adventures

wildearth-travel.com

info@wildearth-travel.com

PRICING

19-Jun-2026 to 26-Jun-2026

Main Deck Triple	9399 USD pp
Lower Deck Twin	10799 USD pp
Main Deck Porthole Twin	11399 USD pp
Main Deck Window Twin	11999 USD pp
Superior Twin	12899 USD pp
Deluxe Twin	13499 USD pp
Suite Double	14199 USD pp
Owners Suite Double	14599 USD pp

06-Jul-2026 to 13-Jul-2026

Main Deck Triple	9399 USD pp
Lower Deck Twin	10799 USD pp
Main Deck Porthole Twin	11399 USD pp
Main Deck Window Twin	11999 USD pp
Superior Twin	12899 USD pp
Deluxe Twin	13499 USD pp
Suite Double	14199 USD pp
Owners Suite Double	14599 USD pp

13-Jul-2026 to 20-Jul-2026

Main Deck Triple	9399 USD pp
Lower Deck Twin	10799 USD pp
Main Deck Porthole Twin	11399 USD pp
Main Deck Window Twin	11999 USD pp
Superior Twin	12899 USD pp
Deluxe Twin	13499 USD pp
Suite Double	14199 USD pp
Owners Suite Double	14599 USD pp

20-Jul-2026 to 27-Jul-2026

Main Deck Triple	9399 USD pp
Lower Deck Twin	10799 USD pp
Main Deck Porthole Twin	11399 USD pp
Main Deck Window Twin	11999 USD pp
Superior Twin	12899 USD pp
Deluxe Twin	13499 USD pp
Suite Double	14199 USD pp
Owners Suite Double	14599 USD pp

Wild Earth Travel
Small Ships, Big Adventures

0800 945 3327 (within New Zealand) | +64 (0) 3 365 1355 | **1800 107 715** (within Australia)

info@wildearth-travel.com | wildearth-travel.com



Wild Earth Travel

Small Ships, Big Adventures

wildearth-travel.com

info@wildearth-travel.com

PRICING

27-Jul-2026 to 03-Aug-2026

Main Deck Triple	9399 USD pp
Lower Deck Twin	10799 USD pp
Main Deck Porthole Twin	11399 USD pp
Main Deck Window Twin	11999 USD pp
Superior Twin	12899 USD pp
Deluxe Twin	13499 USD pp
Suite Double	14199 USD pp
Owners Suite Double	14599 USD pp

Wild Earth Travel
Small Ships, Big Adventures

0800 945 3327 (within New Zealand) | +64 (0) 3 365 1355 | **1800 107 715** (within Australia)

info@wildearth-travel.com | wildearth-travel.com